



AKTORmed™
ROBOTIC SURGERY

Intelligent assistance systems for
minimally invasive surgery



SOLOASSIST //

Robotic camera control

Give yourself freedom



| Surgery



| Gynaecology



| Urology



| Cardiology

AKTORmed
www.aktormed.com

SOLOASSIST – Robotic camera control

SOLOASSIST II

Surgery and technology in harmony

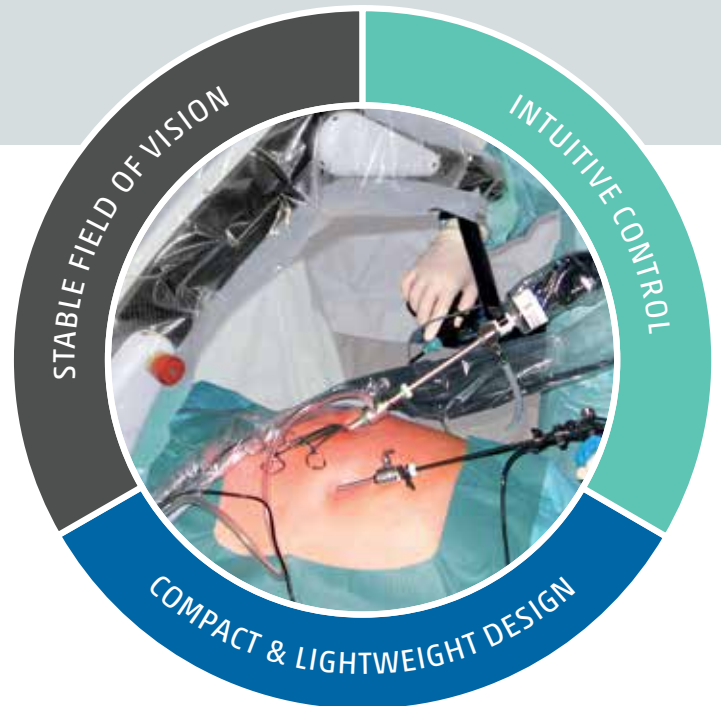
For a wide variety of surgical interventions laparoscopic techniques have become established as standard procedure. Perfect imaging is the basis for safe and effective surgery. Stable support and flexible positioning of the endoscope are of paramount importance. This is where the SOLOASSIST is ideal, relieving your team's workload.

Steady field of vision

- The system provides surgeons with a stable and rock-steady field of vision, even in extreme endoscope positions.
- The wide scope of movement allows surgeons full visibility of the operating sites - without any restrictions. There is no need to alter your customary way of working.

Safe and sterile work

- A stable image allows surgeons to work in a more relaxed manner, providing them with a reliable view of essentials.
- Even extreme camera positions can be retained as long as required, which is a considerable advantage over manual camera control.
- Joystick, universal joint, endoscope clamp and tension sleeve are autoclavable. The SOLOASSIST itself is covered by a single-use sterile cover.



Surgery | Gynaecology | Urology | Cardiology



Demo film SOLOASSIST





Voice control

The SOLOASSIST Voice control is based on the industry leading, state of the art voice recognition engine. Together with an unique and intuitive set of commands, it allows a smooth and straight forward control over the surgeons view during endoscopic surgeries.

- Speaker independent - no speech training needed
- high responsive - average speech-to-movement time less than 200 ms
- precise - more than 95% recognition rate

Joystick control

- With minimally invasive procedures, surgeons can work with both hands. Logically, the SOLOASSIST is controlled via a joystick positioned on the instrument or voice.
- The ergonomic joystick can be adapted to fit almost all commercially available handpieces by using a clamp mount.
- The functional design of the joystick facilitates handling. The keypad enhances the safety of surgery.

Manual positioning

- At the push of a button, the arm can be moved and pulled into the required position. When the button is released, the arm is locked immediately, remaining in the set position.
- The unlocking button is located on the distal end of the arm in an easily accessible position.

Straightforward docking

- Docking to the operating table is extremely simple thanks to the quick-coupling device.
- After the surgical procedure is completed, the arm is hung onto the trolley. The trolley is fully mobile and serves for storing the SOLOASSIST.



SOLOASSIST – Robotic camera control



Benefits for the surgeon

- **Stable positioning of the endoscope to obtain a steady image**
Thanks to its carbon structure, the SOLOASSIST is stable and vibration-free. It does not shake or tilt the horizon, enabling fatigue-free work.
- **Straightforward and intuitive operation via joystick**
The human hand is the most precise tool at our disposal. Manual work can be performed intuitively without mental stress. That is why you control the SOLOASSIST via an ergonomic joystick – simply simple.
- **Precise endoscope positioning within a unique range of movement or voice**
You determine the image yourself. There are no misunderstandings. Positioning is precise and sensitive. Thanks to the unique range of movement, there is no need to adapt the way you work.
- **Unhindered access to the patient site, no bothersome components impeding the trocar area.**
The SOLOASSIST supports the endoscope from above, leaving ample room for your instruments. There is no need to alter your normal workflow.
- **Straightforward handling; ready to operate in just a few minutes**
Straightforward and quick set-up and disassembly. The SOLOASSIST is attached directly on the operating table and covered with a sterile drape while the patient is being prepared for surgery.
- **Reusable**
Thanks to a flexible concept of autoclavable components, the SOLOASSIST is immediately ready for the next surgical intervention – no waiting times.

Benefits for the clinic

- **SOLOASSIST - enhancing your clinic's image**
As a clinic operator, you are increasingly faced with competition for patients and qualified personnel from other clinics and hospitals today. In addition to medical competence, a modern and positive image is one of the most important competitive advantages. Document your leadership in terms of innovation by introducing robotic surgery.
- **Enhanced scheduling efficiency**
The SOLOASSIST is always available to provide assistance, even outside normal working hours.
- **Compatible**
The SOLOASSIST is compatible to all common operating tables and endoscopes, thus protecting your investments. The set-up and dismantling can be performed parallel to the usual workflow, not adding to operating time.
- **Cost-efficient**
The SOLOASSIST is completely maintenance free. The expenditure for disposable sterile covers drapes is negligible.
- **Relieving pressure on valuable employees**
For an assistant, static holding of an endoscope is tiresome work. This task is now dealt with by the SOLOASSIST. The assistant is thus freed up to focus on more exacting tasks.
- **SOLOASSIST – beneficial for training**
Being relieved of the tiresome task of having to guide the endoscope, assistant physicians have more time to follow their instructors' explanations more attentively and can thus be integrated as equal and valued team members within a shorter period of time.

Surgery | Gynaecology | Urology | Cardiology



Put us to the test. We would welcome the opportunity to visit you and provide you with a device for a free and non-binding trial.

Inquiry form





Gynaecology

- Tubal ligation
- Hysterectomy
- Ovaryectomy



Visceral surgery

- Cholecystectomy
- Appendectomy
- Fundoplication
- Gastric banding



Urology

- Nephrectomy
- Adrenalectomy
- Prostatectomy



Cardiology

- mitral valve repair
- aortic valve repair
- coronary bypass

This list of possible procedures is not exhaustive.

This is what the users say

Prof. Dr. Hubertus Feußner

"I am convinced that surgical assistance systems have a future in the operating theatre. Thanks to them, surgeons are regaining control of their field of vision for the very first time. This is something that has been lacking in the field of laparoscopy so far."



Prof. Dr. Alois Fürst

"In my experience the SOLOASSIST system provides a completely steady and shake-free image. Although I perform the surgery practically alone, the system has made surgical interventions even easier and safer."

Prof. Dr. Dieter Birk

"We have performed more than 1000 procedures with the SOLOASSIST so far. From our point of view, the SOLOASSIST can be used in the upper and lower abdomen, but it can also be used very efficiently in more challenging procedures such as in bariatric surgery."

Dr. Yasushi Ohmura

"The Soloassist II is available without additional time and stress in any laparoscopic surgery. It provides a reliable view of the essentials without need to alter a customary way of working. It is required to stabilize the scope to take image quality specifications including 3D and 4K to the maximum. Then I think that the time will be over when a surgeon hold a laparoscope with their own hands. At the point, I'm convinced that Soloassist II is playing a very important role in a future of laparoscopic surgery."

Prof. Dr. Hermann Hertel

"The new system permits a greater degree of freedom compared to its predecessor. It is also easier to handle and can be set up more quickly. The SOLOASSIST has become a permanent part of our demanding gynaecological and oncological laparoscopic work."

SOLOASSIST – Robotic camera control



AKTORmed – This is who we are

We have been offering unparalleled solutions to our customers for more than ten years, supporting surgeons in minimally invasive surgery.

Minimally invasive techniques have a long surgical tradition. Robot-assisted surgery completes them and brings them to perfection. Our robot-assisted assistance systems enable surgeons to perform minimally-invasive procedures with a high degree of precision, profiting from a maximum relief of their workload.

Thanks to our above-average outlay for development, our superior know-how and a large cooperation network, we create innovative products of highest precision. In order to achieve such a supreme performance, partnerships are essential.

In cooperation with a steadily increasing network of qualified sales partners, we supply and service clinics worldwide. We consider our customers as partners with whom we strive to be successful together, our object being long-term cooperation rather than short-term profit.



Surgery | Gynaecology | Urology | Cardiology

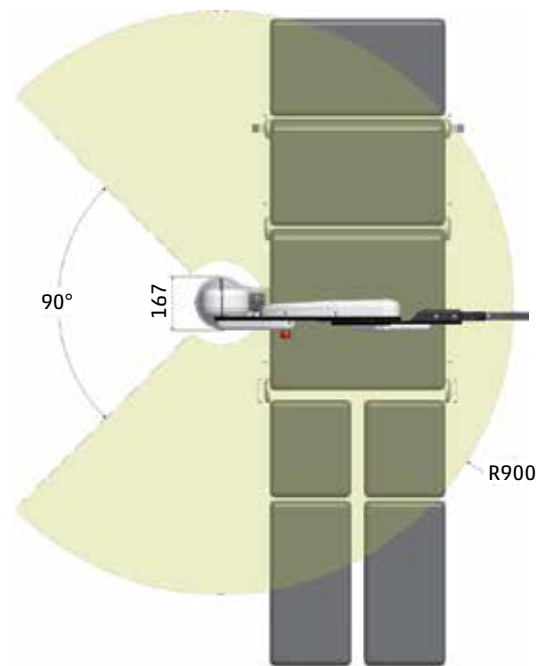
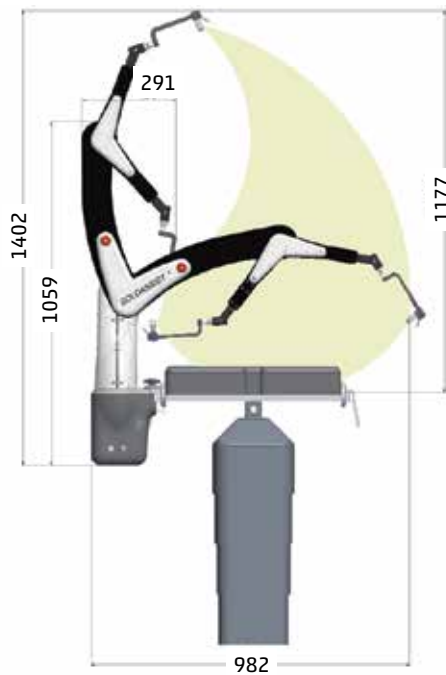


SOLOASSIST II

- Weight: 11,5 kg
- Compatibility: All commercially available endoscopy optics are adaptable.
- Approval: Compliant with CE standards
- Safe working load: 1 kg
- Supply voltage: 100 - 240 Volt, 47 - 63 Hz



Movement space



Selected components and accessories

Article number	Designation	Content
171910	SOLOASSIST II Set, consisting of:	<ul style="list-style-type: none"> • 1 SOLOASSIST II (141364) • 1 trolley (120874)
171907	Sterilset, consisting of:	<ul style="list-style-type: none"> • 1 endoscope clamp (141363) • 1 universal joint (141362) • 1 tension sleeve D10 (141339) • 1 tension sleeve D5 (141365) • 1 sterilisation tray (141357)
151690	Bundle Joystick, consisting of:	<ul style="list-style-type: none"> • 1 Joystick SOLOASSIST II (141389) • 3 ea. sterile cover VE50 (110084)

AKTORmed and SOLOASSIST are registered trademarks of AKTORmed GmbH.



Developed and manufactured by

AKTORmed GmbH

Borsigstrasse 13

93092 Barbing, Germany

Phone: +49 (0) 9401 9320-110

Fax: +49 (0) 9401 9320-115

E-Mail: info@aktormed.com

Distributed by:

AKTORmed www.aktormed.com